

3RD GRADE SUMMER PROJECT





Student Name: _____

Project Due Date: September 3rd (for a grade)

Free Dress Down Day Pass will be awarded if turned in the 1st week of school!

Projects should be submitted to your homeroom teacher.


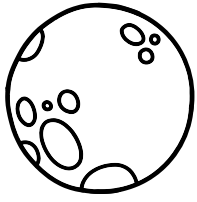
Grade Level Expectations

<p>English Language Arts</p>  <ul style="list-style-type: none"> Fluently read 83 words per minute Demonstrate legible printing skills Describe main story elements (characters, setting, problem, solution, theme) and identify plot structure (beginning, middle, end) Identify a theme (lesson) in a story Identify different characters' perspectives in a story Identify rhyme scheme in poems Compare and contrast important details of two texts on the same topic 	<p>Math</p>  <ul style="list-style-type: none"> Understand place value in three-digit numbers Compare three-digit numbers Add and subtract within 100 (regrouping and borrowing) Solve word problems involving money and understanding what symbols for dollar (\$) and cents mean Tell the time to the nearest 5 minutes, knowing the different hands mean different things. Reading a clock correctly Identify shapes and describe them based on specific traits Understand basic fractions; halves, thirds, fourths, fifths, sixths, and eights
<p>Science & Social Studies</p> <ul style="list-style-type: none"> Be able to ask and solve a question Make observations and analyze them Compare and contrast Recognize that living things are found all over Earth Classify based on color, texture, size, and shape 	<p>Readiness Skills</p> <ul style="list-style-type: none"> Be able to take homework out of their folder and turn it in Be able to keep track of personal belongings Listen and follow directions the first time Not talking back or arguing with adults in the school building, show respect to authority Raise your hand to speak in class Walk in line silently Keep yourself to yourself Write in complete sentences (capital letter, end mark, subject, verb) Write capital and lowercase letters when they should (not writing in all caps, all lower case, or a random mix of both) Write with each sentence starting against the red line unless indenting the first line of a paragraph Being able to read and work through math word problems 





Recommended Reading List

- "My Doggy Ate My Essay" by Darren Sardelli
- "Toward Those Short Trees" by Masaoka Shiki
- "Abraham Lincoln: A Life of Honesty" by Tonya Leslie
- "Charlotte's Web" by E.B. White
- "Frederick Douglass Fights for Freedom" by Margaret Davidson
- "Miracle on 133rd" Street by Sonia Manzano
- "Moonshot: The Flight of Apollo 11" by Brian Floca
- "Sarah, Plain and Tall" by Patricia MacLachlan
- "The Boxcar Children" by Gertrude Chandler Warner
- "The Little Prince" by Antoine de Saint-Exupery
- "The Real McCoy: The Life of an African-American Inventor" by Wendy Towle
- "To the Moon and Back" by Buzz Aldrin

RCSA INTRACOASTAL 3RD GRADE SUMMER PROJECT CHOICE BOARD



Choose 1 activity from each category. Each task should be completed on a separate sheet of paper with the subject and task name as the header.
(ie: Math Geometry)

Math - +	Science/Writing 	Reading 	Social Studies 
Geometry: Students need to make a picture book with 15 pictures of different shapes they see around the world (neighborhood/park/house). They must have the picture of the object and label what geometric shape it is. Example:  Rectangle	Research/Animals: Pick an animal to research (a book, National Geographic Kids website, ext) and make a picture book with your five favorite facts about the animal you chose. Each page should include a fact and a drawing to represent that fact. Include a cover page with a drawing of the animal, a title (should include the name of the animal), and the author (you).	Sequencing: Details are so important, especially when you are explaining how to do something to someone else. Create a recipe card by writing the steps (directions) to make your favorite food/dessert. Make it colorful and fun!	Who Dun It? Pick a person from any point in history that invented something that is still used today. Make a posterboard or book talking about the person, their invention, and why it is important. Include at least 10 fun facts about the invention/person!
Measurement and Data: Create a daily schedule that shows what a normal day over the summer looks like in your life. Start with the time you wake up and list at least ten events that you would complete during the day with the last being you would go to bed. List the amount of hours and minutes between each event. Count to the nearest 5 minutes when finding the time for the event. For example: 8:00: Wake up 10 minutes 8:10: Eat breakfast 30 minutes	Matter: Observe 5 different things. Record the item name and observe 3 different physical characteristics of it (color, shape, rough/smooth, hard/soft, temperature).	Pick-A-Nonfiction-Book: Pick a nonfiction book (you can get them free at the public library!). After reading, write a short summary that includes the main idea (what the book was mostly about) and 3-5 details that prove that is what the book was about. Draw, color, paint, or use other materials to create a visual to represent what the main idea of the book is.	Our World: Pick a country you want to know more about. After researching (books, websites, videos, exc), write 10 fun facts about your country. Then re-create the country's flag by drawing or painting it. The facts can be on the back of the flag or stapled to the flag.
Operations and Algebraic Thinking: Pretend you are a math teacher. Write a list of at least 5 steps of how you would teach either addition or subtraction with two-digit numbers. Then do 15 problems of either addition or subtraction that you just taught. Label the steps and the example problems. You can choose the numbers for your 15 problems, they just need to be different numbers for each problem.	Plants/Observation: Find a plant outside. On a sheet of paper, draw and color the plant. Label the parts of the plant (stem, leaves, flower, cone, spores, roots, ext) and write the name of the plant.	Pick- A-Fiction-Book: Pick a chapter book (you can get them free at the public library!). After reading, by either drawing/coloring, painting, or using other materials create a visual of the most important scene from the book. Include a short 4-5 sentence summary trying to persuade someone else to read it, too!	Our Country: Pick a U.S. state that you have been to or would like to visit. Create a poster or brochure to persuade people to visit that state. Your poster or brochure should include the name of the state, the capital of the state, a drawing or printed photo to represent the state, and 10 reasons why people should visit (things to see/do, famous places, historic sites, national parks, nature, climate).
Number and Operations in Base Ten: Design a poster that explains place value to a younger student. Be sure to include labels and examples.	Research/Earth and Space: Using a book about space (from the library or your own), take notes. Using bullet points, write at least ten facts from the book about space.	Compare/Contrast: Pick a book that is also a movie. Read the book and watch the movie. Compare (tell how they are similar) and contrast (tell how they are different) by writing a 4-5 sentence paragraph, creating a T chart, or a Venn Diagram. Make sure to include the title of the book/movie.	Pick a President: Pick one of our U.S. Presidents, past or present. Research about their life, when they served, interesting facts, exc. Create a poster or book that includes a drawing or printed picture of the president, their name, when they were president, and 10 facts about them.