

1ST GRADE SUMMER PROJECT





Student Name: _____

Project Due Date: September 3rd (for a grade)

Free Dress Down Day Pass will be awarded if turned in the 1st week of school!

Projects should be submitted to your homeroom teacher.


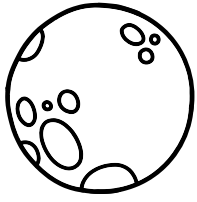
Grade Level Expectations

<p>English Language Arts </p> <ul style="list-style-type: none"> • I can write my name using the correct upper case and lower-case letters. • I can write a complete sentence starting with an upper-case letter and punctuation at the end. • I can write all upper-case and lower-case letters legibly. • I can read CVC words. (hop, ten, pit, mat, nut) • I can read all words on the HMH word list without hesitation. 	<p>Math </p> <ul style="list-style-type: none"> • I can read and write numbers 1-20 without help. • I can count 20 objects correctly. • I can add and subtract numbers 1-10 mentally. • I can count by 1s AND 10s to 100. • I can name 2-D and 3-D shapes. • I can name and identify coins. (penny, nickel, quarter, dimes, and dollar bill)
<p>Science & Social Studies </p> <ul style="list-style-type: none"> • I know plants, animals, and humans are similar and different. • I know the three states of matter and how they can change. • I can recognize day and night patterns with the sun and moon. • I can make observations, test predictions, and share what I learn as a 'scientist'. • I know 4 or more important holidays. • I can compare US holidays with holidays in other cultures. • I can identify American Symbols: the American Flag, bald eagle, Statue of Liberty, the Pledge of Allegiance, and others. • I can identify a map and its importance. 	<p>Readiness Skills </p> <ul style="list-style-type: none"> • I can get dressed independently, including zipping up my jacket and tying my shoes. • I can place papers neatly in a 2-pocket folder. • I can raise my hand for permission to speak in class. • I can follow class and school rules. • I can use a pencil, crayons, glue, and scissors correctly with paper. • I can put away supplies neatly on my desk, in my cubby, or in other assigned areas in class. • I can use a computer independently. <ol style="list-style-type: none"> 1. I can plug in headphones. 2. I can use a touch screen computer. 3. I can use a mouse touch pad.

Recommended Reading List






- "DAFFODOWNDILLY" BY A.A. MILNE
- "ELETELEPHONY" BY LAURA RICHARDS
- "A PICTURE BOOK OF BENJAMIN FRANKLIN" BY DAVID ADLER
- "CHICKENS DON'T FLY" BY LAURA LYN DISIENA
- "CLIFFORD THE BIG RED DOG" BY NORMAN BRIDWELL
- "DANNY AND THE DINOSAUR" BY SYD HOFF
- "DRUM DREAM GIRL" BY MARGARITA ENGLE
- "FANTASTIC UNDERSEA LIFE OF JACQUES COUSTEAU" BY DAN YACCARINO
- "FROM SEED TO PUMPKIN" BY WENDY PFEFFER
- "HOW PEOPLE LEARNED TO FLY" BY FRAN HODGKINS
- "I AM ENOUGH" BY GRACE BYERS
- "I AM HELEN KELLER" BY BRAD MELTZER
- "I WONDER "BY TANA HOBAN
- "KEEP A POEM IN YOUR POCKET" BY BEATRICE SCHENK DE REGNIERS
- "MADELINE" BY LUDWIG BEMELMANS

RCSA INTRACOASTAL 1ST GRADE SUMMER PROJECT CHOICE BOARD



Choose 1 activity from each category. Each task should be completed on a separate sheet of paper with the subject and number as the header.

(ie: Math Task #2)

<p>ELA</p> 	<p>Writing & Grammar</p> 	<p>Phonics</p> 	<p>Math</p> 	<p>Science & Social Studies</p> 
<p>Task 1 <u>Fiction Comprehension</u> <i>Wag the Dog</i> Read the story and answer the questions. Write neatly.</p>	<p>Task 1 <u>Capitalization</u> Print out activity sheet. Rewrite the sentences with the correct capitalization and punctuation.</p>	<p>Task 1 <u>Long and Short Vowel Sort</u> Print out activity. Cut and paste after sorting the pictures/words. Color inside the lines.</p>	<p>Task 1 <u>Counting by 1's</u> Number writing 1-100. Laminate or place in a sheet protector and practice writing numbers 1-100 with a dry erase marker.</p>	<p>Task 1 <u>Maps are Everywhere!</u> Find 3 brochures from places you visit that have a map on it. Put them in the folder with your Summer project.</p>
<p>Task 2 <u>Summer Read & Paste</u> Cut out each picture and paste it with the correct sentence.</p>	<p>Task 2 <u>Write a Letter</u> Use the letter template to write a letter to your teacher. Use your best handwriting.</p>	<p>Task 2 <u>I Spy CVC Words</u> Find each CVC word in the picture. Color the word when you find it. Check off each word.</p>	<p>Task 2 <u>Missing Numbers</u> Fill in the missing numbers using the given numbers on the beach ball.</p>	<p>Task 2 <u>Nonliving & Living</u> Cut out the images. Sort into living and non-living. Glue and color.</p>
<p>Task 3 <u>Master the PrePrimer Dolch Word List</u> Read each word list and highlight, color, or underline all the words already mastered. Write words you need to practice on index cards. Continue to highlight words as you learn them. Return the completed list with your packet.</p>	<p>Task 3 <u>Spin a Sentence</u> Print the spinner and write a sentence about a topic you land on. Use your best handwriting.</p>	<p>Task 3 <u>Matching CVCe Words</u> Print, cut and match the picture to the sentence.</p>	<p>Task 3 <u>Crack the Code</u> Add and Subtract to find the correct letters to crack the code. Find out what the pig said on a hot day.</p>	<p>Task 3 <u>Sunscreen Painting</u> Follow the directions of the fun project and find out how sunscreen can protect you in the summer.</p>

Each task is available through the links on the school website.

<https://www.rcsaintracoastal.org/>